

POLYCAB

PROFESSIONAL LUMINAIRE

MRP LIST

Effective From 10th September 2024



POLYCAB

LED Luminaire Business


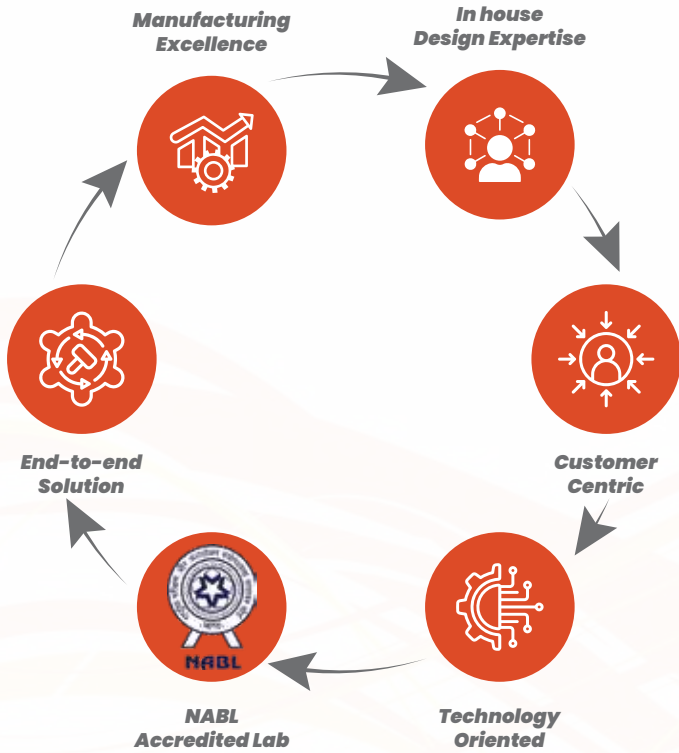
Polycab is engaged in the business of manufacturing and selling wires and cables and fast-moving electrical goods 'FMEG' under the 'POLYCAB' brand. We manufacture and sell FMEG products such as electric fans, LED lighting and luminaires, switches and switchgear, solar products and conduits & accessories.

We offer you complete LED lighting solutions – for all types Outdoor, Indoor, commercial, and industrial applications to match your need designed using high quality materials. Our Product solution provides high efficiency performance along with durability. Each product is designed to complement and co-ordinate the most exclusive interior and exterior lifestyles, from classic to contemporary. We are committed to offering the widest range of energy efficient LED lighting solutions coupled with latest technology, service, and expertise. We have in-house manufacturing facilities to produce indoor LED products, electronic drivers and Outdoor LED Luminaires.





Our Strength



Research & Development

Our research and development 'R&D' capabilities, emphasis on upgrading the technology used in our production process & customer-centric solution. Our R&D center is located in Halol, assist our sales and marketing team in understanding our customers' requirements and ability provide immediate custom based solution. Our Lab is NABL Accredited approved and well established with new technology based testing instruments.



POLYCAB



Bihar Mohania
National Highway

Index

01



Indoor Commercial
1-10

02



Industrial
11-16

03



Street Light
17-22

04



Flood Light
23-27

05



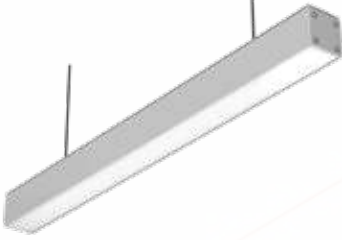
Landscape
28-31



Indoor Commercial ———.

Polycab's Indoor Commercial LED Luminaires offer energy-efficient, high-quality lighting solutions ideal for offices, retail spaces, and hotels. Designed for superior brightness and sleek aesthetics, these luminaires combine functionality with style, ensuring long-lasting performance and enhanced ambiance in any commercial setting.

Linear Profile Lighting Solutions Suspended / Surface Mounted



Well finished seamless design with extruded aluminium housing 55 mm width, suspended/surface mounted linear profile luminaire with efficacy 110lm/w. Best solution for open office spaces.

Item Description	Wattage	CCT	MRP ₹
PCSLP 28W LED WH 4ft	28W	5700k	7500
PCSLP 28W LED NW 4ft	28W	4000k	7500
PCSLP 36W LED WH 4ft	36W	5700k	7800
PCSLP 36W LED NW 4ft	36W	4000k	7800
PCSLP 2x28W LED WH 8ft	56W	5700k	13000
PCSLP 2x28W LED NW 8ft	56W	4000k	13000

Linear Profile Lighting Solutions Recess Mounted



Well finished seamless design with extruded aluminium housing 55 mm width, Recess mounted linear profile luminaire with efficacy 110 lm/w. Best solution for modern office spaces.

Item Description	Wattage	CCT	MRP ₹
PCRLP 28W LED WH 4ft	28W	5700k	6400
PCRLP 28W LED NW 4ft	28W	4000k	6400
PCRLP 36W LED WH 4ft	36W	5700k	7000
PCRLP 36W LED NW 4ft	36W	4000k	7000
PCRLP 2x28W LED WH 8ft	56W	5700k	12500
PCRLP 2x28W LED NW 8ft	56W	4000k	12500

Formation for Linear Profile Surface & Suspended



Flexible profile design as per space requirement.

Item Description	Arm Shapes	CCT	MRP ₹
E2E connect fomration		5700k or 4000k	On Request
Y Shape Formation		5700k or 4000k	On Request
L Shape Formation		5700k or 4000k	On Request
X Shape Formation		5700k or 4000k	On Request

Linear Troffer Recess



CRCA housing recess mounted 1ft x 4ft linear troffer suitable for open offices, hospitals and educational institutions.

Item Description	Wattage	CCT	MRP ₹
PCGLL 1x4 36 57	36W	5700k	6935

Also available in nw

Linear Troffer – Surface



CRCA housing surface mounted 1ft x 4ft linear troffer suitable for open offices, hospitals and educational institutions.

Item Description	Wattage	CCT	MRP ₹
PCGLS 1x4 36 57	36W	5700k	7430

Also available in nw

Full Glow Troffer



2ft x 2ft recess mounted luminaire. Efficacy of 100 lm/W having deep drawn CRCA housing with opal diffuser for better light distribution and uniformity suitable for all indoor office applications

Item Description	Wattage	CCT	MRP ₹
LED Deep Draw AL Frame 2x2 Panel 36W 6500K	36W	6500k	4500
LED Deep Draw AL Frame 2x2 Panel 36W 4000K	36W	4000k	4500

Also available in nw



Box type 2ft x 2ft recess mounted troffer. Efficacy of 100lm/w CRCA housing with opal diffuser for better distribution and uniformity suitable for all indoor office applications.

Item Description	Wattage	CCT	MRP ₹
PCGLLL 36 57	36W	5700k	5500

Also available in nw



Surface mounted 2ft x 2ft troffer. Efficacy of 100lm/w CRCA housing with opal diffuser for better distribution and uniformity suitable for all indoor open office applications.

Item Description	Wattage	CCT	MRP ₹
PCGLLS 2x2 36 57	36W	5700k	6130

Also available in nw

Backlit Downlight - Recess Round



Round shape recess mounted back lit downlight having pressure die-cast aluminum housing with acrylic diffuser & efficacy upto 100 lm/w.

Item Description	Wattage	CCT	MRP ₹
PCRBDL AL 12W RD CW	12W	6500k	1100
PCRBDL AL 15W RD CW	15W	6500k	1250
PCRBDL AL 18W RD CW	18W	6500k	1600
PCRBDL AL 24W RD CW	24W	6500k	2200

Also available in nw

Backlit Downlight - Recess Square



Square shape recess mounted back lit downlight having pressure die-cast aluminum housing with acrylic diffuser & efficacy upto 100 lm/w.

Item Description	Wattage	CCT	MRP ₹
PCRBDL AL 12W SQ CW	12W	6500k	1150
PCRBDL AL 15W SQ CW	15W	6500k	1300
PCRBDL AL 18W SQ CW	18W	6500k	1650
PCRBDL AL 24W SQ CW	24W	6500k	2300

also available in nw

Edgelit Downlight - Recess Round



Round shape recess mounted edge lit downlight having pressure die-cast aluminum housing with acrylic diffuser & efficacy upto 100 lm/w.

Item Description	Wattage	CCT	MRP ₹
SCINTILLATE LED PANEL SLIM ROUND 12 W 6500 K	12W	6500k	950
SCINTILLATE LED PANEL SLIM ROUND 15 W 6500 K	15W	6500k	1150
SCINTILLATE LED PANEL SLIM ROUND 18 W 6500 K	18W	6500k	1450
SCINTILLATE LED PANEL SLIM ROUND 22 W 6500 K	22W	6500k	1750

Also available in nw

Edgelit Downlight - Recess Square



Square shape recess mounted edge lit downlight having pressure die-cast aluminum housing with acrylic diffuser & efficacy upto 100 lm/w.

Item Description	Wattage	CCT	MRP ₹
SCINTILLATE LED PANEL SLIM SQUARE 12 W 6500 K	12W	6500k	950
SCINTILLATE LED PANEL SLIM SQUARE 15 W 6500 K	15W	6500k	1150
SCINTILLATE LED PANEL SLIM SQUARE 18 W 6500 K	18W	6500k	1450
SCINTILLATE LED PANEL SLIM ROUND 22 W 6500 K	22W	6500k	1750

Also available in nw

Surface Mounted Downlight - Round



Engineered plastic housing, surface mounted frame less round downlight, with opal diffuser to provide uniform distribution & efficacy 100lm/w.

Item Description	Wattage	CCT	MRP ₹
SCINTILLATE LED PANEL FRAMELESS RD 6W 6500k	6W	6500k	550
SCINTILLATE LED PANEL FRAMELESS RD 12W 6500k	12W	6500k	800
SCINTILLATE LED PANEL FRAMELESS RD 15W 6500k	15W	6500k	1050
SCINTILLATE LED PANEL FRAMELESS RD 18W 6500k	18W	6500k	1250
SCINTILLATE LED PANEL FRAMELESS RD 24W 6500k	24W	6500k	1500

Also available in nw

Surface Mounted Downlight - Square



Engineered plastic housing, surface mounted frame less square downlight, with opal diffuser to provide uniform distribution & efficacy 100lm/w.

Item Description	Wattage	CCT	MRP ₹
SCINTILLATE LED PANEL FRAMELESS RD 6W 6500k	6W	6500k	550
SCINTILLATE LED PANEL FRAMELESS RD 12W 6500k	12W	6500k	800
SCINTILLATE LED PANEL FRAMELESS RD 15W 6500k	15W	6500k	1050
SCINTILLATE LED PANEL FRAMELESS RD 18W 6500k	18W	6500k	1250
SCINTILLATE LED PANEL FRAMELESS RD 24W 6500k	24W	6500k	1500

Also available in nw

Pearl COB Downlight



Aesthetically well designed, highly efficient recess mounted fixed/adjustable COB downlight for complement to modern interiors with 24 deg beam angle, best suitable solution for offices, hotels & showrooms.

Item Description	Wattage	CCT	MRP ₹
PEARLCOB LED SWIVEL D/L 6W ROUND 3000K	6W	3000k	900
PEARLCOB LED SWIVEL D/L 12W ROUND 3000K	12W	3000k	1800
PEARLCOB LED SWIVEL D/L 15W ROUND 3000K	15W	3000k	2250
PEARLCOB LED SWIVEL D/L 18W ROUND 3000K	18W	3000k	2700
PEARLCOB LED SWIVEL D/L 24W ROUND 3000K	24W	3000k	3600

Also available in nw & cw

Intenso – Aluminium Batten



LED batten with extruded aluminium housing (4ft) for surface and pendant mounting.

Item Description	Wattage	CCT	MRP ₹
INTENSO LED BATTEN SQ AL 4 FEET 20W 6500K	20W	6500k	750
INTENSO LED BATTEN 1180MM SQ AL 40W 6500K	40W	6500k	1500

PC Batten



Sleek design engineering plastic batten with acrylic cover suitable for wall & surface mounted.

Item Description	Wattage	CCT	MRP ₹
INTENSO NEO+ SLIM LED BATTEN 8W 6500K	8W	6500k	350
INTENSO NEO+ SLIM LED BATTEN 12W 6500K	12W	6500k	500
INTENSO NEO+ SLIM LED BATTEN 20W 6500K	20W	6500k	650

PC Tube LED



High performance LED tube with polycarbonate housing, suitable for retrofit solution.

Item Description	Wattage	CCT	MRP ₹
PCLTSS 20W	20W	6500k	595

Channel - For LED Tube



CRCA housing box type channel suitable for T8 LED tube.

Item Description	Wattage	CCT	MRP ₹
PCIB 118 WOD	1x18W	6500k	450
PCIB 218 WOD	2x18W	6500k	555

LED Strip



IP 20 flexible LED strip light 25W (5W/Mtr) with 12V driver, can be cut at marked to get the required length according to space.

Item Description	Wattage	CCT	MRP ₹
2835 LED Strip Light 12V IP20 60 LED, 3000K	25W	3000K	1100
LED Strip Driver 12V-2A IP20	12V	NA	600

Also available in nw & cw



Industrial

Polycab's Industrial Segment Lighting solutions are engineered to meet the demanding requirements of industrial environments. These lighting products are designed for high efficiency, durability, and safety, ensuring optimal performance even in harsh conditions. Ideal for factories, warehouses, and heavy-duty workspaces, Polycab's industrial lighting provides robust illumination that enhances productivity and safety. Built with cutting-edge technology and adhering to strict quality standards, these luminaires offer reliable, energy-efficient lighting tailored for industrial applications.

Polycab Indeco Plus



Highly efficient 150lm/w LED Highbay luminaire with pressure die-cast housing having specially designed lens optics for better distribution and uniformity with 4kv in-built surge protection. IP 66 protection including driver along with eye bolt and safety chain.

Cradle option available as per request.

Item Description	Wattage	CCT	MRP ₹
PCHBHL 80W LED	80W	5700K	18500
PCHBHL 100W LED	100W	5700K	21500
PCHBHL 120W LED	120W	5700K	23700
PCHBHL 150W LED	150W	5700K	26500
PCHBHL 200W LED	200W	5700K	29500

Polycab Indeco



Highly efficient 120lm/w LED highbay luminaire with pressure die-cast housing having specially designed lens optics with 4kv in-built surge protection. IP 66 protection including driver along with eye bolt and safety chain.

Cradle option available as per request

Item Description	Wattage	CCT	MRP ₹
PCHB 80W	80W	5700K	12800

Polycab Indeco



Highly efficient 120lm/w LED highbay luminaire with pressure die-cast housing having specially designed lens optics for better distribution and uniformity, with PC diffuser. Equipped with 4 kV in-built surge protection & IP 66 protection rating. Cradle option available as per request

Item Description	Wattage	CCT	MRP ₹
PCHB 100W	100W	5700K	17500
PCHB 120W	120W	5700K	19500
PCHB 150W	150W	5700K	22500
PCHB 200W	200W	5700K	26500
PCHB 250W	250W	5700K	31500

Polycab Well glass



LED well glass with pressure die cast housing with clear diffuser IP 66 protection with eye bolt for mounting
Cradle option available as per request

Item Description	Wattage	CCT	MRP ₹
PCGLWG C7 30 57	30W	5700K	3500
PCGLWG C7 35 57	35W	5700K	4000
PCGLWG C7 40 57	40W	5700K	4800
PCGLWG C7 60 57	60W	5700K	8800
PCGLWG C7 70 57	70W	5700K	9800


Polycab Indiray



Corrosion and weather proof IP 66 LED batten luminaire with >110 lm/w with 4 kV in-built surge protection suitable for surface and suspended mounting.

Item Description	Wattage	CCT	MRP ₹
PCWPB 40W LED CW	40W	6500K	3800

IP 66 Batten with Tube



Corrosion and weather proof IP 66 LED batten luminaire with separate LED tube 100 lm/w suitable for surface and suspended mounting.

Item Description	Wattage	CCT	MRP ₹
PCGLPC118	1x18W	6500K	2250
PCGLPC218	2x18W	6500K	2650

Led Tube to be ordered separately

IP 65 LED Bulk Head



LED bulk head with pressure die cast aluminium housing with opal diffuser, IP 65 protection.

Item Description	Wattage	CCT	MRP ₹
PCDB 10 W 57	10W	5700K	1695

IP 65 Plastic LED Bulk Head



LED bulk head with engineered plastic housing with opal diffuser, IP 65 protection.

Item Description	Wattage	CCT	MRP ₹
PCBHP 10W 65K	10W	6500K	1200

Stout



LED pit light with pressure die cast aluminum, robust design with IP 67 protection, 3 directional light with clear diffuser.

Item Description	Wattage	CCT	MRP ₹
PCLPL 16W 48V AC	16W	5700K	6500

Also available in 24V DC and 110V DC

Clean Room



IP 54 bottom openable LED clean room fitting suitable for 10,000 and 1,00,000 class, CRCA housing & metal frame with PMMA diffuser

Item Description	Wattage	CCT	MRP ₹
PCBOCLR 20W LED WH	20W	5700K	6350
PCBOCLR 36W LED WH	36W	5700K	8000
PCBOCLR 45W LED WH	45W	5700K	9000



IP 54 2ft x 2ft top openable LED clean room fitting suitable for class 10,000 to class 1, CRCA housing & metal frame with PMMA diffuser

Item Description	Wattage	CCT	MRP ₹
PCTOCLR 20W LED WH	20W	5700K	On Request
PCTOCLR 36W LED WH	36W	5700K	On Request
PCTOCLR 45W LED WH	45W	5700K	On Request

Flame Proof Well Glass



IP 66, integrated flame proof well glass, pressure die cast housing. Suitable for gas/vapour discharge class IIA and IIB

Item Description	Wattage	CCT	MRP ₹
PCGLWG C7 45 57 FLP	45W	5700K	15000
PCGLWG C7 60 57 FLP	60W	5700K	16500
PCGLWG C7 100 57 FLP	100W	5700K	20575



Street Light ———.

Polycab's Street Lighting solutions are designed to provide bright, energy-efficient illumination for roads, highways, and public spaces. These street lights offer superior durability and weather resistance, ensuring long-lasting performance in all conditions. Engineered with advanced LED technology, Polycab's street lights deliver consistent, high-quality lighting that enhances safety and visibility for drivers and pedestrians alike. With a focus on sustainability, these street lights reduce energy consumption and maintenance costs, making them an ideal choice for modern urban infrastructure.

CitiShine



Highly efficient LED street light with 135lm/w having pressure die-cast housing, polycarbonate lens optics. IP 66 protection including driver, best solution for NHA1 with high pole spacing. Equipped with 4kv internal & 10kv external surge protection.

Item Description	Wattage	CCT	MRP ₹
PCCSSL 90W LED 57k	90W	5700k	11300
PCCSSL 120W LED 57k	120W	5700K	15000
PCCSSL 150W LED 57k	150W	5700k	25000

CitiShine



Highly efficient LED street light with 135lm/w having pressure die-cast housing, polycarbonate lens optics for better distribution. IP 66 protection including driver, best solution for NHA1 with high pole spacing. Equipped with 4kv internal & 10kv external surge protection.

Item Description	Wattage	CCT	MRP ₹
PCCSSL 200W LED 57k	200W	5700K	26700
PCCSSL 250W LED 57k	250W	5700K	32500
PCCSSL 280W LED 57k	280W	5700k	35500
PCCSSL 300W LED 57k	300W	5700K	39250

CitiRays V3



IP 66 LED street light with 120lm/w having pressure die-cast housing, with polycarbonate lens optics for better distribution, 4kv internal and 10kv external surge protection.

Item Description	Wattage	CCT	MRP ₹
PCGLS C4 25W 57K - V3	25W	5700K	3000
PCGLS C4 30W 57K - V3	30W	5700K	3350
PCGLS C4 35W 57K - V3	35W	5700K	3600
PCGLS C4 45W 57K - V3	45W	5700K	5600

CitiRays V3



IP 66 LED street light with 120lm/w having pressure die-cast housing, with polycarbonate lens optics for better distribution, 4kv internal and 10kv external surge protection.

Item Description	Wattage	CCT	MRP ₹
PCGLS C4 60W 57K - V3	60W	5700k	6300
PCGLS C4 72W 57K - V3	72W	5700K	7400

CitiRays V3



IP 66 LED street light with 120lm/w having pressure die-cast housing, polycarbonate lens optics for better distribution, 4kv internal and 10kv external surge protection.

Item Description	Wattage	CCT	MRP ₹
PCGLS C4 90W 57K - V3	90W	5700k	9300
PCGLS C4 120W 57K - V3	120W	5700K	12500
PCGLS C4 150W 57K - V3	150W	5700k	17500

CitiRays V3



IP 66 LED street light with 120lm/w having pressure die-cast housing, polycarbonate lens optics for better distribution, 4kv internal and 10kv external surge protection .

Item Description	Wattage	CCT	MRP ₹
PCGLS C4 200W 57K - V3	200W	5700K	23000
PCGLS C4 250W 57K - V3	250W	5700K	26500
PCGLS C4 280W 57K - V3	280W	5700k	32000

CitiRays C4



IP 66 LED street light with 120lm/w having pressure die-cast housing, secondary lens and toughened glass cover, 4kv internal and 10kv external surge protection. Best solution for B1 and B2 category road illumination.

Item Description	Wattage	CCT	MRP ₹
PCGLS C4 30W 57K	30W	5700K	4500
PCGLS C4 45W 57K	45W	5700K	6050

CitiRays C4



IP 66 LED street light with 120lm/w having pressure die-cast housing, secondary lens and toughened glass cover, 4kv internal and 10kv external surge protection. Best solution for B1 and B2 category road illumination.

Item Description	Wattage	CCT	MRP ₹
PCGLS C4 60W 57K	60W	5700k	6900
PCGLS C4 72W 57K	72W	5700K	7900
PCGLS C4 90W 57K	90W	5700K	10450
PCGLS C4 120W 57K	120W	5700K	14650
PCGLS C4 150W 57K	150W	5700K	17350
PCGLS C4 200W 57K	200W	5700K	24300
PCGLS C4 250W 57K	250W	5700K	27000

CitiRays - Dusk to Dawn



Next generation LED street light with pressure die-cast housing, high performance polycarbonate optics and IP66 ingress protection. 4kV inbuilt surge protecton with Top opening driver cover for easy maintenance. Efficacy 100 lm/w.


Item Description	Wattage	CCT	MRP ₹
PCGLS SL 35W (IL)	35W	5700K	3600
PCGLS SL 45W (IL)	45W	5700K	5500

Outdoor Tri Color LED Strip



IP 65 tri color (Tiranga) LED rope for outdoor applications like lighting pole beautification, Monuments, residential/hotels beautification. 18 mtr roll with 120 no. of LED per meter having combination of saffron, white and green colour.

Item Description	Wattage	CCT	MRP ₹
PCLTCRO 120 18M IP 65	10W/Mtr (18x10=180mtr)	Tri Color Combination	6200



Area Lighting ———.

Polycab's Area Lighting solutions are crafted to provide comprehensive and efficient illumination for large outdoor spaces such as parking lots, parks, sports complexes, and public areas. Designed for durability and high performance, these lights offer powerful brightness, ensuring safety and visibility across vast areas. Utilizing advanced LED technology, Polycab's area lights are energy-efficient and require minimal maintenance, making them an ideal choice for both urban and industrial applications. With a focus on reliability and long-term performance, Polycab's area lighting ensures well-lit spaces that enhance both functionality and security.

Polycab Eco



110lm/w LED floodlight luminaire with pressure die-cast housing, toughened glass cover. IP 66 protection including driver, 4kv internal and 10kv external surge protection.

Item Description	Wattage	CCT	MRP ₹
PCGLF 60W 57K	60W	5700K	5000
PCGLF 120W 57K	120W	5700K	12000
PCGLF 150W 57K	150W	5700K	14000
PCGLF 200W 57K	200W	5700K	18000

CitiBeam



120lm/w LED floodlight luminaire with pressure die-cast housing having IP Lens optics with IP 66 protection including driver, 4 kV in-built and 10 kV external surge protection.

Item Description	Wattage	CCT	MRP ₹
PCFSL 60W	60W	5700K	6250
PCFSL 80W	80W	5700K	9600
PCFSL 100W	100W	5700K	13300

CitiBeam



120lm/w LED floodlight luminaire with pressure die-cast housing having IP lens optics with IP 66 protection including driver, 4 kV in-built and 10 kV external surge protection.

Item Description	Wattage	CCT	MRP ₹
PCFLSL 120W	120W	5700K	14300
PCFLSL 150W	150W	5700K	17000

CitiBeam



120lm/w LED floodlight luminaire with pressure die-cast housing having IP lens optics with IP 66 protection including driver, 4 kV in-built and 10 kV external surge protection.

Item Description	Wattage	CCT	MRP ₹
PCFLSL 200W	200W	5700K	23500

Polycab Estable



120lm/w LED floodlight luminaire with pressure die-cast housing having toughened glass cover with secondary lens optics, IP 66 protection including driver, 4 kV in-built and 10 kV external surge protection.

Item Description	Wattage	CCT	MRP ₹
PCGLF C5 01 80W	80W	5700K	10500
PCGLF C5 01 100W	100W	5700K	14200
PCGLF C5 01 120W	120W	5700K	15000

Polycab Estable



120lm/w LED floodlight luminaire with pressure die-cast housing having toughened glass cover with secondary lens optics, IP 66 protection including driver, 4 kV in-built and 10 kV external surge protection.

Item Description	Wattage	CCT	MRP ₹
PCGLF C5 01150W	150W	5700K	16300
PCGLF C5 01200W	200W	5700K	25500

Polycab Estable



120lm/w LED floodlight luminaire with pressure die-cast housing having toughened glass cover with secondary lens optics, IP 66 protection including driver, 4 kV in-built and 10 kV external surge protection.

Item Description	Wattage	CCT	MRP ₹
PCGLF C5 01250W	250W	5700K	32500
PCGLF C5 01300W	300W	5700K	37500
PCGLF C5 01350W	350W	5700K	42500
PCGLF C5 01400W	400W	5700K	57500

Polycab Estable



140lm/w LED floodlight luminaire with pressure die-cast housing having toughened glass cover with secondary lens optics, IP 66 protection including driver, 4 kV in-built and 10 kV external surge protection.

Item Description	Wattage	CCT	MRP ₹
PCGLF C5 01500W	500W	6500k	66000

Polycab Estable



140lm/w LED floodlight luminaire with pressure die-cast housing having toughened glass cover with secondary lens optics, IP 66 protection including driver, 4 kV in-built and 10 kV external surge protection.

Item Description	Wattage	CCT	MRP ₹
PCGLF C5 011000W	1000W	6500k	On Request
PCGLF C5 011500W	1500W	6500k	On Request
PCGLF C5 011800W	1800W	6500k	On Request



Landscape Lighting ———.

Polycab's Landscape Lighting solutions are designed to enhance the beauty and functionality of outdoor spaces such as gardens, pathways, parks, and residential landscapes. These lights not only highlight the aesthetic features of your environment but also provide essential illumination for safety and convenience. With a variety of stylish and durable options, Polycab's landscape lighting blends seamlessly into any setting, offering energy-efficient and long-lasting performance. Whether for accent lighting, pathway illumination, or creating ambiance, Polycab's landscape lighting solutions bring your outdoor spaces to life with elegance and reliability.

Bollards



800 mm conical shape LED bollard with opal acrylic diffuser and IP 65 protection.

Item Description	Wattage	CCT	MRP ₹
LED Bollard 12W 800mm WW - GL 17503	12W	3000K	6950
LED Bollard 12W 800mm CW - GL 17503	12W	6500K	6950



600 mm cylindrical shape LED bollard with opal acrylic diffuser and IP 66 protection.

Item Description	Wattage	CCT	MRP ₹
PCGLBH2 0110 X - 600MM WW	10W	3000K	4500
PCGLBH2 0110 X - 600MM CW	10W	6500K	4500



Tringular shape LED bollard with opal acrylic diffuser and IP 65 protection.

Item Description	Wattage	CCT	MRP ₹
LED Bollard 7W 800mm WW - GL 13703	7W	3000K	6350
LED Bollard 7W 800mm CW - GL 13703	7W	6500K	6350



Decorative bollard with opal acrylic diffuser and IP 65 protection.

Item Description	Wattage	CCT	MRP ₹
LED Bollard Fixture - GL 11407	12W	3000K	7900

Post Top



IP 65 LED post top with decorative circular design with polycarbonate opal diffuser.

Item Description	Wattage	CCT	MRP ₹
PCGLPT 45W LED WW	45W	3000K	16500
PCGLPT 45W LED CW	45W	6500K	16500



Vintage design IP 65 post top aesthetically well designed with acrylic diffuser.

Item Description	Wattage	CCT	MRP ₹
PCGLPT 30W LED WW ARCHI	30W	3000K	30000
PCGLPT 30W LED CW ARCHI	30W	6500K	30000



IP 65 heritage design LED post TOP having aluminium housing with opal diffuser.

Item Description	Wattage	CCT	MRP ₹
PCGLPTH 45W LED WW	45W	3000k	9800
PCGLPTH 45W LED CW	45W	6500k	9800



IP 65 cone shape design LED post top having aluminium housing with clear or opal diffuser.

Item Description	Wattage	CCT	MRP ₹
PCGLPT 0125 O	25W	6500k	10075
PCGLPT 0125 C	25W	6500k	10075
PCGLPT 0140 O	40W	6500k	14430
PCGLPT 0140 C	40W	6500k	14430



IP 65 decorative classic design LED post top having aluminium housing with frosted diffuser.

Item Description	Wattage	CCT	MRP ₹
PCGLPT 30W LED CDL DECO	30W	6500K	12000
PCGLPT 30W LED WW DECO	30W	3000K	12000

Terms & Conditions

- MRP indicates Maximum Retail Price and all Prices are in Indian Rupees.
- MRP is inclusive of GST, however authorized sales person/stockists can sell below the MRP
- Prices are subject to change based on Technology, new design and market conditions.
- Company reserves the right to makes changes in Product design and MRP.
- Prices are subject to change without prior notice.
- The images of the products and installations are indicative and for representational purposes only and the actual product and installation may vary.
- All fixtures will be supplied as per our standard specifications. For additional features and customization please contact the local representative.
- The manufacturing warranty period is dependent on product life class, Power and electrical infrastructure, etc. Kindly connect with local representative for product warranty details.
- Warranty is void on luminaires if:
 - Earthing not provided.
 - Failure due to high surges, high voltage, improper installation and wrong application.
- In case of any conflict or dispute arising out of or in related with MRP, Company's decision will be final and binding.

A B Pal Electricals (P) Limited

Regd. Office: 1826, Bhagirath Palace, Chandni Chowk, Delhi-110006, India
Tel.: +91-11-43-111-333, 2386-5954, 3622, 4081, 8081, **Mob.:** +91-98914-98555
E-Mail: contact@abpal.com, **Website:** www.abpal.com



CORPORATE OFFICE

POLYCAB INDIA LTD.
21st Floor, The Ruby, 29, Tulsi Pipe Road,
Dadar West, Mumbai, Maharastra 400028
Ph.: +91 22 24327070-74
Fax: +91-22-2432 7075, Toll free: 1800 267 0008
Email: enquiry@polycab.com

www.polycab.com

Follow us on: