


PHILIPS

Lighting



Experience the lighting universe

Trade Catalogue 2024-25

innovation  you



The world leader in lighting



No.1
Connected, LED,
Conventional

19,600+
Patents worldwide

Presence in
74
countries

124+M
Connected light
points

63.4%*
Climate action
revenues
*In 2022

Our global brands:

PHILIPS

Connected by
WIZ

ECOLINK

signify

PHILIPS
dynamilite

interact
by @signify

COLOR
KINETICS



CONTENT

LED Luminaires	1-21
Wi-Fi LED lights	22-27
Home	28-41
LED Lamps	42-51
LED Battens	52-59
Lighting Accessories	60-65
Modular Switches	66-69
GLS range	70-73

Lighting Prescription

As per the room size and type identify the required lumen from the below tables:

Living Room



Room area (in sq. ft.)	Lumen required
96	2000
108	2250
120	2500
132	2750

Bed Room



Room area (in sq. ft.)	Lumen required
80	1600
90	1800
100	2000
110	2200

Work/Study




Room area (in sq. ft.)	Lumen required
80	1600
90	1800
100	2000
110	2200

Kitchen



Room area (in sq. ft.)	Lumen required
64	1600
72	1800
80	2000
88	2200

Washroom



Room area (in sq. ft.)	Lumen required
48	800
54	900
60	1000
66	1100

Aisle



Room area (in sq. ft.)	Lumen required
48	800
54	900
60	1000
66	1100

Lighting Prescription

Understand the layers of lighting possible in a room:



Functional Lights

Batten, Panel, LED Bulb

The purpose of this layer is providing an even light across the room



Spot or Focus Light

(COB, Downlighter, Table Lamps, Panel)

The intensity and color of the light can command the mood of the room, for this we have mood lights.



Mood Lighting

Batten, Panel, LED Bulb

(Smart LED Bulb+Immensa, Dimmable, Tunable Bottom, 3-in-1 Panels)

Style that complete your home

Philips LED Luminaires

Our wide range of LED Luminaires can be adapted to any style and space. Perfect. for high quality general lighting with excellent visual comfort, these lighting solutions seamlessly blend into your home architecture adding an oomph to your place.



LED Luminaires



Philips Twin Glow Downlight

10W, 15W
WW/NW/CDL



Switch toggle for scene modes



Beautiful glowing ring (WW)



Direct & indirect lighting



Sleek & minimalist design

MRP: ₹780, ₹975





Wattage	Lumens	Shape	Cutout (mm)
10W	1000	R	106 mm
15W	1500	R	152.4 mm





AstraSleek (3 in 1)

10W, 15W

 Slim design with integrated driver

 Surge protection up to 3kV

 longer life

 Wide voltage protection 160V-360V


 Switch- WW, NW & CDL with toggle


Lumens	Shape	Cutout (mm)
750	R	110 mm
1125	R	152.4 mm


MRP: ₹833, ₹1033




UltraGlow (3 in 1)

 Surge protection up to 3kV

 Wide voltage protection 160V-360V

 Switch- WW, NW & CDL with toggle

 Equipped with memory function



MRP: ₹950, ₹1200




Wattage	Lumens	Shape
10W	1000	R, S
15W	1500	R, S







HexaStyle

5W (fits in 3" junction box), 8W, 12W, 15W
WW/NW/CDL

 Unique hexagonal shape

 Create unique patterns

 Easy Installation

 Fits regular round cut-out


Wattage	Lumens	Shape	Cutout (mm)
5W	350	Hexagonal	75 mm
8W	800	Hexagonal	100 mm
12W	1200	Hexagonal	150 mm
15W	1500	Hexagonal	150 mm

MRP: ₹500, ₹750, ₹1025, ₹1150




Astra Metallica

5W, 10W, 15W, 18W
WW/NW/CDL

 Premium aluminum material for endurance

 Life hours: 25,000***

 Surge protection up to 2.5kV

***System lifetime (hours)
@ 8 hour/day @ Ta 35°C

MRP: ₹965, ₹1245, ₹1485, ₹1940





Wattage	Lumens	Shape	Cutout (mm)
5W	500	R, S	82 mm (JB)/ 110 mm (Non JB)
10W	1000	R, S	136 mm
15W	1500	R, S	159 mm, 156 mm
18W	1800	R, S	180 mm




Ultra Glow

5W, 10W, 12W, 15W, 18W, 22W
WW/NW/CDL

 Light output of 110 lm/Watt*

 Even and comfortable light with no dark spots

Separate driver


 5W round fits perfectly into 3" junction box, or false ceiling

*Tested under standard conditions for CDL variant

MRP: ₹430, ₹770, ₹870, ₹970, ₹000, ₹1600





Wattage	Lumens	Shape	Cutout (mm)
5W	500	R (JB), S	75 mm
10W	1100	R, S	110 mm
12W	1320	R, S	130 mm
15W	1650	R, S	152.4 mm
18W	2160	R, S	152.4 mm
22W	2420	R, S	188 mm





Prime Neo Recessed LED Downlight


3W*, 5W, 10W, 12W, 15W, 20W
CCT: WW/NW/CDL/R/G/B/P


 Recessed diffuser for low glare

 No harmful UV/IR radiation

 Slimmer trim for minimalistic design

 Integrated driver fits in to small spaces

 3W round fits perfectly into 2" junction box, or false ceiling

 5W round fits perfectly into 3" junction box, or false ceiling

*RGBP applicable only for 3W


MRP: ₹225, ₹430, ₹690, ₹780
₹875, ₹1400





Wattage	Lumens	Shape	Cutout (mm)
3W	240	R	56 mm
5W	425	R, S	75 mm
10W	850	R, S	106 mm
12W	1020	R, S	152.4 mm
15W	1275	R, S	152.4 mm
20W	1700	R, S	203.2 mm


AstraSleek


5W, 10W, 15W, 15W6", 22W
WW/NW/CDL
3 in 1: 10W, 15W

 No harmful UV/IR radiation

 Surge Protection upto 3kV

 Wide voltage protection 160V-360V

 Integrated driver fits in to small spaces

 5W round fits perfectly into 3" junction box, or false ceiling

MRP: ₹395, ₹500, ₹695, ₹725, ₹1200



Wattage	Lumens	Shape	Cutout (mm)
5W	375	R, S	75 mm
10W	750	R, S	110 mm
15W	1125	R, S	140 mm
15W 6"	1125	R	152.4 mm
22W	1650	R, S	188 mm
10W	750	R	110 mm
15W	1125	R	140 mm





StarFit (3 in 1)

7W, 10W



Switch toggle for scene modes



Bright light output



Surge protection upto 3kV




Fits perfectly into a 3" junction box, or false ceiling

MRP: ₹400, ₹415




Wattage	Lumens	Shape	Cutout (mm)
7W	490	R	80 mm
10W	700	R	80 mm




Wattage	Shape	Cutout (mm)
5W	R (JB)	75 mm


5W Ultra Glow

Fits perfectly in 3" junction box
5W, Now in red, blue, green and pink

 Surge protection up to 2.5kV

 Wide voltage protection 160V-360V

 ROHS compliant

 Light output of 100 lm/Watt*

Separate driver


*Tested under standard conditions for CDL variant


MRP: ₹ 440





StarFit

Downlight that doesn't require false ceiling
5W, 7W, 10W
CCT: WW/NW/CDL R/G/B/P**

 Fits perfectly into a concrete ceiling with a 3" junction box, or false ceiling


 Surge protection up to 3kV

 Efficacy of 70 lm/Watt (for 5W and 7W)

 Wide voltage protection 160V-360V

**RGBP suitable for 5W

MRP: ₹240, ₹250 (R/G/B/P), ₹310, ₹390




Wattage	Lumens	Shape	Cutout (mm)
5W	300	R	80 mm
7W	490	R	80 mm
10W	700	R	80 mm





Wattage	Lumens	Shape	Cutout (mm)
3W	150	R	43 mm
8W	720	R	45 mm
15W	1350	R	45 mm


TrueFit

3W, 8W, 15W
WW/NW/CDL

 Fits perfectly into a concrete ceiling with a 2" junction box, or false ceiling

 Surge protection up to 3kV

 Even and comfortable light with no dark spots

 Wide voltage protection 160V-360V

MRP: ₹160, ₹525, ₹860







HexaStyle Rimless Surface Light

15W, 20W, WW/NW/CDL



Create unique patterns



200% better light spread



No harmful UV/IR radiation



Surge protection up to 3kV



Wide voltage protection 160V-360V

MRP: ₹1350, ₹2000





Wattage	Lumens	Shape	Cutout (mm)
15W	1500	Hexagonal	161 mm X 145 mm X 34 mm
20W	2000	Hexagonal	225 mm X 200 mm X 34 mm





FullGlow (3 in 1)


12W, 15W

 Super slim design with only 29 mm height

 100 lm/watt brightest synthetic surface light

 FullGlow diffuser: wide lightspread of 270 degree

 Robust rimless design

 Switch- CDL, NW & WW with toggle

Wattage	Lumens	Shape	Product dimension (mm)
12W	1200	R	145 mm X 29 mm
15W	1500	R	145 mm X 29 mm


MRP: ₹1275, ₹1375





FullGlow Sensor Surface


15W


WW/NW/CDL

 360 Motion detection

 Auto off when movement not detected

 Rimless & slim design

 Surge protection up to 3kV

 Wide voltage protection 160V-360V



MRP: ₹1415




Wattage	Lumens	Shape	Product dimension (mm)
15W	1500	R	145 mm X 145 mm X 42 mm





FullGlow

6W, 12W, 15W, 18W, 24W

WW/NW/CDL

 Super slim design with only 29 mm height;

 FullGlow diffuser wide lightspread of 270 degree

 Surge protection up to 3kV

 Wide voltage protection 160V-360V

Wattage	Lumens	Shape	Cutout (mm)
6W	600	R, S	102 mm X 29 mm
12W	1200	R, S	145 mm X 29 mm
15W	1500	R, S	145 mm X 29 mm
18W	1800	R, S	200 mm X 29 mm
24W	2400	R, S	200 mm X 29 mm

MRP: ₹775, ₹1200, ₹1275, ₹1725, ₹1950,





Star Surface

Low profile surface-mount ceiling lights

7W, 12W, 18W, 22W
WW/NW/CDL

Even and comfortable light with no dark spots

Surge protection of 3kV

Slim, sleek profile: 25 mm thickness

Wide voltage protection 160V-360V

Wattage	Lumens	Shape	Product dimension (mm)
7W	600	R, S	146 mm X 146 mm X 25 mm
12W	900	R, S	178 mm X 178 mm X 25 mm
18W	1450	R, S	234 mm X 234 mm X 25 mm
22W	1700	R, S	300 mm X 300 mm X 25 mm

MRP: ₹1075, ₹1490, ₹2105, ₹3030



Striker

3W

WW/NW/CDL, R/G/B/P

Slim, sleek profile: 13 mm thickness

Wide diffusion area of 47mm

Safe installation and usage

Uniform light distribution



MRP: ₹200, ₹210



Wattage	Lumens	Shape	Product dimension (mm)
3W	150	R	68 mm X 13.50 mm

FullGlow Striker

5W

WW/NW/CDL

Light spread of 270°

Robust rimless design

Slim, sleek profile: 13 mm thickness

Uniform light distribution



Wattage	Lumens	Shape	Product dimension (mm)
5W	500	R	63 mm X 17 mm

MRP: ₹220





Cabinet Light

6W, 12W
WW/NW/CDL



High LED count
ensuring uniform
illumination



Available in 1ft
and 2ft lengths

MRP: ₹680, ₹1030



PHILIPS

Wattage	Lumens	Product dimension (feet)
6W	420	1 ft.
12W	900	2 ft.



ProfileShine

LED strip for profile lighting

45W, 240 LEDs/m

WW/NW/CDL



No Harmful
UV/IR Radiation



Superior adhesive for
easy installation



240 LEDs/m
ensuring no
dark spots



Uniform brightness
with 900 lumens/meter

Wattage	Lumens	LED Count	Length
45W	240	240 LEDs/m	5m without driver

MRP: ₹1910



EvenGlow

33W 120LEDs/m

WW/NW/CDL



Flexible and
customizable




No Harmful
UV/IR Radiation



Superior adhesive for
easy installation




Bright cove
lighting solution



MRP: ₹1150



Wattage	Lumens	LED Count	Length
33W	600	120 LEDs/m	5m without driver



Color Magic LED Strip

25W/460lm



Uniform brightness
with 460 lumens/meter



5 meter with driver
LED Strip especially
designed for cove
lighting



Easy and worry-free
installation



Scene switch
with toggle

Wattage	Lumens	LED Count	Length
25W	460	120 LEDs/m (60LEDs/m per color)	5m with driver

MRP: ₹2470





CoveGlow

25W/360lm, 60 LEDs/m
 WW/NW/CDL, R/G/B/Lemon/Yellow
 /Aqua Blue/Magenta



1800 lm
 for 5m



Uniform light spread
 for perfect ambience



Superior adhesive
 for easy installation

Cove lighting
 solution

Wattage	Lumens	LED Count	Length
25W	360	60 LEDs/m	5m without driver

MRP: ₹820, ₹900



Marathon Ultra

Rope Light
 8W, 120LEDs/m
 WW/CDL/Blue



Best-in-class light
 output 700 lumens
 /meter



120 LEDs/m for
 uniform light output
 ensuring no dark spots



IP65- withstands
 harsh weather
 conditions



50 mtr roll for
 continuous use

MRP: ₹9440



Wattage	Lumens	LED Count	Length
8W/m	700	120 LEDs/m	50 m

Marathon 96

Rope Light
 6W/meter, 120 LEDs/m
 WW/NW/CDL/Blue



Uniform
 lighting



96 LEDs/m for
 seamless uniform
 light output




IP65- withstands
 harsh weather
 conditions



500 lumen/meter
 (50 m)

MRP: ₹XXXX





Marathon

Rope Light
6W, 72LEDs/m,
WW/NW/CDL, R/G/B/P



6W/meter



72 LEDs/m for best uniform light output



IP65- withstands harsh weather conditions



50 mtr and 100 mtr roll for continuous use

Wattage	Lumens	LED Count	Length
6W/m	400	72 LEDs/m	50 m
6W/m	400	72 LEDs/m	100 m

MRP: 50m: ₹8420 (CW/NW/WW), ₹8820 (R/G/B/P), 100m: ₹14920 (WW)



TriGlow

Rope Light
6W, 72 LEDs/m



Uniform lighting



72 LEDs/m for seamless uniform light




IP65- withstands harsh weather conditions



6 mtr and 18 mtr roll for continuous use

MRP: ₹XXXX



Wattage	Lumens	LED Count	Length
6W/m	2400	72 LEDs/m	6m without driver





AstraSpot Mini COB

1W, WW/NW/CDL



Sharper focus
30° beam



Durable metal
construction for
long life

UV
Protect

No harmful
UV/IR radiation

compact

Fits in
compact spaces

MRP: ₹200



Wattage	Lumens	Shape	Cutout (mm)
1W	60	R	27 mm



GlideSpot

Premium Decorative COB Lights with stylish design options

7W, 12W, WW/NW/CDL

Reflector color: Rose gold, Black, Chrome and Silver, Body color: Black and White



Durable aluminum heat sink for longer life



No Harmful UV/IR Radiation



Focused light with 30° & 50° beam angle



Adjustable/tiltable light with 30° beam angle

Wattage	Lumens	Shape	Cutout (mm)
7W	475	R	67 mm
12W	900	R	82 mm

MRP: ₹1210, ₹1590



Deco Bright Spot

Synthetic fixture with colorful metallic finish reflectors

7W, 7W (JB- fits in 3")

WW/NW/CDL

Reflector color: Rose Gold, Black, Chrome and Silver



Surge protection up to 3kV



Wide voltage protection 160V-360V



Strong focused beam

MRP: ₹ 475



Wattage	Lumens	Shape	Cutout (mm)
7W	450	R	75 mm
7W JB (fits in 3")	450	R	75 mm



Wattage	Lumens	Shape	Cutout (mm)
12W	900	R	102 mm
18W	1440	R	138 mm

Deco Bright Spot

Synthetic fixture with colorful metallic finish reflectors

12W, 18W

WW/NW/CDL

Reflector color: Rose Gold, Black, Chrome and Silver



Surge protection up to 3kV



Wide voltage protection 160V-360V



Strong focused beam


MRP: ₹1090, ₹1630








AstraSpot Next

7W, 12W, 20W
3 in 1: 7W, 12W

 Surge protection up to 2.5kV

 Wide voltage protection 160V-360V

 Strong focused beam angle

 Adjustable & tiltable


Wattage	Lumens	Shape	Cutout (mm)
7W	560	R	67 mm
12W	1050	R	84 mm
20W	1500	R	110 mm
7W (3 in 1)	385	R	67 mm
12W (3 in 1)	840	R	84 mm


MRP: ₹1210, ₹1590, ₹3180
3in1: ₹1600, ₹2100





AstraSpot COB 3W Tilt


3W, WW/NW/CDL

 Strong focused beam angle

 Adjustable light with tilt angle 25°

 Metal heat sink for durable performance

 Surge protection up to 2.5kV

 Wide voltage protection 160V-360V

MRP: ₹630




Wattage	Lumens	Shape	Cutout (mm)
3W	240	R	64 mm


AstraSpot COB


Focused spotlight

3W

WW/NW/CDL/R/G/B

 Metal heat sink for durable performance

 Surge protection up to 2.5kV

 Strong focused beam angle (36°)

 Wide voltage protection 160V-360V



Wattage	Lumens	Shape	Cutout (mm)
3W	100	R	52 mm

MRP: ₹610








AstraSpot


Focused Spotlight

2W,
WW/NW/CDL/R/G/B

 Surge protection
up to 2.5kV

 No harmful
UV/IR radiation

 Wide voltage
protection 160V-360V

 Strong focused
36° beam angle

Wattage	Lumens	Shape	Cutout (mm)
2W	100	R	35 mm


MRP: ₹180, ₹190





Bright Spot

Tiltable Synthetic Spotlights


3W, 6W, 12W
WW/NW/CDL

 No harmful
UV/IR radiation

 Bright & focused
60° beam angle

 Surge protection
up to 2.5kV

 Wide voltage
protection 160V-360V

 Adjustable &
tiltable light

MRP: ₹325, ₹450, ₹775





Wattage	Lumens	Shape	Cutout (mm)
3W	270	R	63 mm
6W	480	R	73 mm
12W	1000	R	107 mm




Surface Synthetic Spot

6W, 12W
WW/NW/CDL

 No harmful
UV/IR radiation

 Focused light with
60° beam angle

 Surge protection
up to 3kV

 Wide voltage
protection 160V-360V

Wattage	Lumens	Shape	Cutout (mm)
6W	480	R	73 mm X 78 MM
12W	1000	R	101 mm X 95 mm

MRP: ₹1000, ₹1400



Smart lighting made easy

Philips Wi-Fi LED lights

The ultimate lighting experience is where lighting gets smarter, simpler, better, more responsive, and connected to life around. They create unique experiences, add accents to your rooms, let you relax, and make them glow with stunning lighting ambiance and many colors to choose from.



Wi - Fi LED lights



1.6 crore colors



Scheduling and automation



Voice control



Smart dimming



Circadian rhythm



No hub required



Pre-set modes



Sync with Music



Power outage recovery




Privacy guaranteed



Multi-user multi-location



Equipped with SpaceSense



Smart Wi-Fi LED bulb

9W, 10W, 12W, Base Cap: B22, E27

 Smart dimming

 Voice control

 Scheduling & automation

 1.6 crores colors



Sync with music

 Control from anywhere

 Spacesense

MRP: ₹1999, ₹2049, ₹2199

 15,000 hours*

 EyeComfort Technology*



Connected by
WIZ





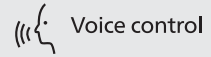
Smart Wi-Fi LED Batten

24W (4 feet length)

CCT: Tunable white (3000 : 6500K)



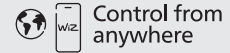
Smart dimming



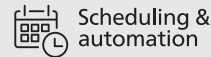
Voice control



Preset modes



Control from anywhere



Scheduling & automation

Warm white to cool white



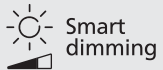
MRP: ₹2499



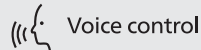
Smart Wi-Fi LED Neo Downlight

10W, 15W (round, square)

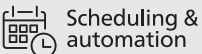
CCT: Tunable white (2700-6500K)



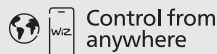
Smart dimming



Voice control




Scheduling & automation



Control from anywhere



SpaceSense compatible



Sync with music

Warm white to cool white



MRP: ₹2399, ₹2499, ₹2899, ₹2999



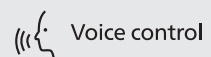
Smart LED RGB strip

5m Strip (90 LEDs/meter)

CCT: Tunable white and full colors



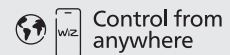
Scheduling & automation




Voice control



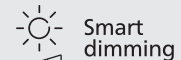
SpaceSense compatible



Control from anywhere



Sync with music



Smart dimming

Full color and warm to cool



Preset modes

MRP: ₹6999



Smart Wi-Fi LED COB

15W, CCT: Tunable white (2700 : 6500K)



Smart dimming



Voice control



Scheduling & automation



Control from anywhere



SpaceSense compatible



Sync with music



Preset modes

Warm white to cool white



MRP: ₹4499



Smart LED Hero Table lamp

9W, CCT: Tunable white and full colors



Dual zone light effect



Voice control



Scheduling & automation



Control from anywhere



SpaceSense compatible



Sync with music

Full color and warm to cool



Easy tap control

MRP: ₹8599



Smart LED Squire Table lamp

9W, CCT: Tunable white and full colors



Smart dimming



Voice control



Scheduling & automation



Control from anywhere



SpaceSense compatible



Sync with music

Full color and warm to cool




MRP: ₹8999







Smart Plug 16 A

 Voice control

 Power monitoring

 Scheduling & automation

 Control from anywhere


MRP: ₹2499




Tunable White Strip


5m Strip (120 LEDs/meter)
CCT: Tunable white


 Scheduling & automation

 Voice control

 SpaceSense compatible

 Control from anywhere

 Sync with music

 Smart dimming

 Preset modes

MRP: ₹2499





Make yourself feel at home

Philips Home light range

A perfect luminaire can enhance the aesthetics of any room. From wall lamps to desk lights, Philips LED home lights offer the perfect light for every space. Philips ensures that you feel at home as soon as the lights are switched on. The lights not only elevate the home's interiors but also offer mood lighting.



Home



Ultron

17W, 1350 lumen



Sleek construction



Modern design



Premium material and finish



Anti-glare diffuser



No harmful UV/IR radiation



Available in Cool White and Warm White variants


MRP: ₹1910







Lucent 2-way wall washers


5W/500 lumen, 7W/650 lumen,
10W/600 lumen, 10W/1100 lumen,
Material: Metal, IP Rating: IP65, CCT: Warm white

 Dust-proof and water-resistant

 Beautiful light pattern

 Elegant powder-coated finish


MRP: ₹1990, ₹2090, ₹2290, ₹2390




Moonglade picture light

7W/350 lumen, Material: Metal,
Color: Silver and black, CCT: Warm white

 Minimalist design

 Premium finish


 Flexible neck

MRP: ₹1990




Globe gate light IP65

Dust-proof and water-resistant,
Dimensions (mm): 200x200x222,
high-quality polycarbonate

 Unbreakable

 Easy installation

 Low maintenance
(B22 bulb)


MRP: ₹1590







Nebula gate light IP65

Dust-proof and water-resistant,
Dimensions (mm): 180x180x234,
high-quality polycarbonate

 Unbreakable

 Easy installation


 Low maintenance
(B22 bulb)


MRP: ₹1590




Octave gate light 8"

Dust-proof and water-resistant,
Dimensions (mm): 200x200x222,
high-quality polycarbonate

 Unbreakable

 Easy installation


 Low maintenance
(B22 bulb)


MRP: ₹ 1590




Octave gate light 10"

Dust-proof and water-resistant,
Dimensions (mm): 240x240x260,
high-quality polycarbonate

 Unbreakable

 Easy installation


 Low maintenance
(B22 bulb)

MRP: ₹1990





Globe wall light IP44

Dimensions (mm): 215x145x170,
high-quality polycarbonate

 Unbreakable

 Easy installation

 Low maintenance
(B22 bulb)


 Dust-proof and
water-resistant


MRP: ₹1390




Octave wall light

Dimensions (mm): 210x130x180,
high-quality polycarbonate

 Unbreakable

 Easy installation

 Low maintenance


 Dust-proof and
water-resistant


MRP: ₹1250




StepGlow step light

2W/80 lumen, dimensions (mm): 108x108x52,
IP Rating: IP44

 Long life
LED source

 Bright light
output

 High-quality
polycarbonate

MRP: ₹730





Comet wall light B22



Aesthetic design



Designed for energy saving lamps



Premium material and glossy finish

MRP: ₹700



Nova wall light B22



Aesthetic design



Designed for energy saving lamps



Premium material and glossy finish

MRP: ₹ 690



Sigma wall light B22



Aesthetic design



Designed for energy saving lamps



Mounting permits light upwards and downwards



Premium material and glossy finish

MRP: ₹700



Uno wall light B22



Unique aesthetics



Designed for energy saving lamps



Premium material and glossy finish



Ideal for living room, study room, bedroom

MRP: ₹490



Ultron Scene Switch

24W, 2400 lumen



Tunable White (WW, NW, and CW)



Sleek and modern design



Premium material and finish



Anti-glare diffuser



No harmful UV/IR radiation

MRP: ₹2790



Opus desk light

5W/220 lumen, Charging time: Up to 8 hours, Backup time: Up to 3 hours, CCT: CW
Color: Black, Material: Polycarbonate



360° flexible and foldable design



Even light distribution




Short-circuit and thermal protection



Wide voltage protection 160V-360V

MRP: ₹1890





Orbit desk light

5W, 400 lumen



Rechargeable LED desk light



3-in-1 scene switch (WW, NW and CW)



One-touch for brightness control and CCT change



Sleek design and easy adjustment



Charging time 3 hours; Backup time 2.5 hours



Ideal for use in study and office

MRP: ₹2200



Skyy desk light

5W, 400 lumen, CCT: Cool white



Rechargeable LED desk light



Premium classy matt finish



One-touch for brightness control and CCT change



Sleek design and easy adjustment




Charging time 3 hours; Backup time 2.5 hours



Ideal for use in study and office

MRP: ₹ 2050



Cosmos desk light

5W, 550 lumen, CCT: Cool white



Rechargeable LED desk light



Premium classy matt finish



One-touch for brightness control and CCT change



Sleek design and easy adjustment



Charging time 3 hours; Backup time 2.5 hours



Ideal for use in study and office

MRP: ₹2900



Novus desk light

5W, 450 lumen, CCT: Cool white
Color: Black and white



360° flexible and foldable design



Even light distribution



Short-circuit and thermal protection



Wide voltage protection
160V-360V

MRP: ₹1499



Air/Breeze desk light

5W, 250 lumen, CCT: Cool white
Color: Black and white



No visible flickering,
no UV/IR radiation



Low glare to
prevent eye strain



CRI > 80



Flexible
gooseneck



Optimal heat
management

MRP: ₹1539 (Air-Black), ₹1450 (Breeze-White)



Ujjwal Plus

Rechargeable emergency light 32 LEDs,
250 lumen, Color: Dark blue



Long life
lithium-ion battery



360 degree light
and reflector



Charging time:
10 hours; Backup
time: 4 hours



Overcharge and
deep discharge
protection

MRP: ₹1900





Ujjwal Mini

Rechargeable emergency light
4W, 16 LEDs, 100 lumen



Long life
lithium-ion battery



360 degree light
and reflector



Charging time:
10 hours; Backup
time: 4 hours



Overcharge and
deep discharge
protection

MRP: ₹1250



SlimRay (60 LEDs)

Rechargeable emergency light 4W, 300 lumen

Power ON indicator;
Charging indicator



Overcharge and
deep discharge
protection

Charging time:
12 hours; Backup
time: 5-10 hours



Auto ON feature,
easy mounting



MRP: ₹2550



Blaze emergency light

Front: 15W, 400 lumen; Side: 2W, 220 lumen



Charging
indicator



Overcharge and
deep discharge
protection



Charging time:
5 hours; Backup
time: 4 hours



Bright
un-flickering light



MRP: ₹3130



Blaze Neo emergency light

Front: 7W, 250 lumen; Side: 3W, 200 lumen



Charging indicator



Overcharge and deep discharge protection



Charging time: 6 hours; Backup time: 3-5 hours



Bright un-flickering light



MRP: ₹2000



Tesni

5W, 250 lumen rechargeable LED lantern



Charging indicator



360-degree lighting



Dimming regulator to control brightness level



Overcharge and deep discharge protection

MRP: ₹1799



Helio

5W, 250 lumen rechargeable LED lantern, Color: Red and grey



Charging indicator



3 light modes



Charging time: 8 hours; Backup time: 2.5 – 8 hours



Overcharge and deep discharge protection




MRP: ₹ 1999







IONIQ Square Grey REL 5W

5W/(550/320/150 lumen),
Material: Polycarbonate, Color: Grey

 3-step dimming

 Portable

 Charging time:
6 hours; Backup time:
Up to 5 hours


 Fast charging


MRP: ₹2390





IONIQ Round 5W REL

5W/(480/320/150 lumen),
Material: Polycarbonate, Color: Grey and maroon

 3-step dimming

 Portable

 Charging time:
6 hours; Backup time:
5 hours

 Fast charging

MRP: ₹2390




Trumpet wall light

L: 160mm, W: 130mm, H: 245mm
Colors: Nickel-plated, Black & brass

 Elegant design

 Superb finish

 No-glare light

MRP: ₹1350




Glow wall light

L: 160mm, W: 130mm, H: 245mm
Colors: Nickel-plated, Black & brass

 Elegant design

 Superb finish

 No-glare light

MRP: ₹1350





Live life to the fullest

Philips LED Lamps

Not only are LED lamps good for the environment, but they are also great for your pockets as they use 85% less energy than incandescent bulbs. Ranging from 0.5-50W, the unique and durable LED lamps offered by Philips come with a better light spread.





LED Lamps



StellarBright Inverter Lamps

8W, 9W, 10W, 12W, 18W, 30W
Base cap: B22, CCT: CW

 Long power backup
upto 4 hours

 Lumen output
upto 40% when on
battery mode

 Fire retardant
material as per
BIS requirement

 RoHS
compliant

MRP: ₹499, ₹585, ₹658, ₹675, ₹999





AceSaver

3W, 5W, 7W, 9W, 10W

CCT: 3W-10W (CW, WW), 10W: NW

Base Cap: B22 & E27



Energy saving



Fire retardant material as per BIS requirement



Voltage upto 360V and Surge upto 4KV

MRP: ₹92, ₹93, ₹93, ₹95, ₹108



AceBright

12W, 14W, 16W, 18W, 22W, 26W, 30W, 40W, 50W

CCT: 12W-50W(CDL) & 12W-22W(WW)

Base cap: B22 & E27



Energy saving



Fire retardant material as per BIS requirement



Voltage upto 360V and Surge upto 4KV

MRP: ₹148, ₹248, ₹325, ₹365, ₹398, ₹633, ₹800, ₹998



GoldPerform LED Bulb

A shape Bulb: 9W, CW

Base cap: B22



Brighter with 1000 lumen



Premium Finish



ROHS compliant



Fire retardant material as per BIS requirement

MRP: ₹150



GoPerform Scene Switch

Bulb: 9W, T Bulb: 10W, T Beamer: 20W,
CCT: CW, NW & WW with toggle, Base cap: B22



Switch- CW, NW & WW
with toggle



ROHS
compliant



Fire retardant
material as per
BIS requirement



Voltage upto
360V and Surge
upto 4KV

MRP: ₹379, ₹399, ₹649



T-Bulb & T-Beamer Inverter

10W, 12W, 20W, CCT: CW, Base cap: B22



Long power backup
upto 4 hours



Lumen output
upto 40% when on
battery mode



Fire retardant
material as per
BIS requirement



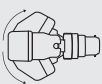
RoHS
compliant

MRP: ₹749, ₹1049



T-Bulb

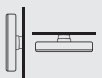
10W, 12W, 14W, 18W, 20W, 30W, 40W
CCT: CW, Base cap: B22



Swivel body
action for
better focus



Rotate body
action for
accurate angle



Multiple usage –
on ceiling & wall

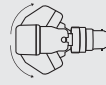
MRP: ₹242, ₹300, ₹405,
₹500, ₹500, ₹799, ₹999





T-Bulb Curvy

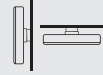
Wattage: 12W, 14W, 18W
CCT: CW, Base cap: B22



Swivel body
action for
better focus



Rotate body
action for
accurate angle



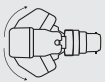
Multiple usage –
on ceiling & wall

MRP: ₹319, ₹450, ₹549



T-Beamer

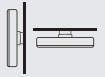
20W, 25W, CCT: CDL, Base cap: B22



Swivel body
action for
better focus



Rotate body
action for
accurate angle



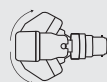
Multiple usage –
on ceiling & wall

MRP: ₹499, ₹599



T-Bulb Radial

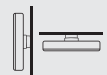
20W, 30W
CCT: CDL, Base cap: B22



Swivel body
action for
better focus



Rotate body
action for
accurate angle



Multiple usage –
on ceiling & wall

MRP: ₹700, ₹800



Motion Sensing Lamp

9W,14W, 12W (T-Bulb), CCT: CW, Base cap: B22



Smart motion sensor lamp with 6m range



Ideal for bathroom, balcony, staircase, porch



ROHS compliant

MRP: ₹575, ₹1399 (T-Bulb)



Scene Switch Lamp

10W, CCT: 3in1, Base cap: B22



Switch- CW, NW & WW with toggle



ROHS compliant



Fire retardant material as per BIS requirement



Voltage upto 360V and Surge upto 4KV

MRP: ₹217



Multi wattage lamps

15W/8W/0.5W, 9W/0.5W

CCT: CW, Base cap: B22



Change wattage/ brightness with toggle of a Switch



Energy efficient



ROHS compliant



Fire retardant material as per BIS requirement

MRP: ₹408, ₹279





Filament Lamp

4W-350lm, 8W-700lm, CCT: WW, CW
Base cap: B22, E27, Shape: A60



Clear glass A60 shape
LED filament bulbs, ideal for
decorative application



Environment-friendly
glass material



ROHS
compliant

MRP: ₹249, ₹349



Filament ST64 Lamp

Clear - 4W-350lm, 8W-700lm
Amber- 4W- 300lm, 8W - 600lm
CCT: WW, Base cap: E27



Vintage-styled ST64
shaped bulb ideal for
decorative application



Environment-friendly
glass material



ROHS
compliant

MRP: ₹249 (Clear) / ₹299 (Amber),
₹349 (Clear) / ₹399 (Amber)



Philips G95 Filament Lamp

8W: 600lm, CCT: WW, Base Cap: E27



Vintage-styled G95 bulb for
decorative application



Environment-friendly
glass material



ROHS
compliant

MRP: ₹382



FullGlow

9W-600 lm

CCT: 5W-12W (CW), 9W (WW)

Base cap: B22 (5W-12W), E27(9W),

Frosted & clear lamp



Environment-friendly Glass LED bulb with 360 degree light output ensuring no dark spots/shadow



Voltage upto 360V and Surge upto 4KV



ROHS compliant



MRP: ₹125, ₹142



Candle Lamp

2.7W - 250lm, 4W- 400lm, Frosted & Clear

CCT: CW, WW, Base Cap: E14, E27



Ideal for decorative luminaires, chandeliers & wall lights



Surge protection upto 4 kV



ROHS compliant



MRP: ₹160, ₹230



G9 bulb

5W, CCT: CW, NW, WW



Bright light



3 moods in one-touch



15,000 hours



MRP: ₹549





Joy Vision

0.5W, Plug & Play
3 Colors



Ideal for mandir,
puja room, as a night lamp
or for decoration purposes



Energy
efficient



ROHS
compliant

MRP: ₹115



Deco Mini

0.5W, 7 Colors
Base cap: B22



Ideal for mandir,
puja room, as a night lamp
or for decoration purposes



Energy
efficient



ROHS
compliant

MRP: ₹99





Quality illumination for a quality life

Philips Batten range

Philips offers best-in-class and innovative LED battens, that emanate high brightness and are energy efficient. These beautiful and powerful battens not only match your home decor perfectly, but also are an ideal replacement of the conventional batten and tube.



LED Batten



TwinGlow

Wattage: 20+20w-2000lm / 25+25W- 2500lm
 CCT: WW & CDL

Work mode



Direct Downlight (white)
 Ideal for reading, writing, working etc.

Relax mode



Indirect Uplight (yellow)
 Ideal for watching TV, party time, unwinding etc.



Automobile-inspired chrome decal and branding with glistening mirror finish



Super bright lightspread covers entire room in either mode (Uplight or Downlight)



Ideal for rooms where false ceiling is not present - to get the ambience of cove light




Available in (white downlight) and (yellow uplight + yellow downlight) variants


MRP: ₹1500, ₹1580




Gold Perform

25W/2800 lm, CCT: WW/CDL

 Longer length of 1200 mm

 Higher life of 20000 Hr


 Brighter light 2800 lm-110 lm/watt


MRP: ₹399




Mirolta Pro

36W: 3600 lm, CCT: CDL

 Stunning design to match your living room decor

 Housed in aluminum extrusion for better heat dissipation and longer life and uniform lightspread


 Wider serrated diffuser for enhanced and uniform lightspread


MRP: ₹1660



Mirolta Pro Tunable

30W: 3300 lm (with remote control)

 Operates via the provided remote to match the lighting to your style: • 5 step dimming process (high to low) • 5 step color modes (3000K to 6500K)

 Housed in aluminum extrusion for better heat dissipation and longer life

MRP: ₹3320



3 in 1 LED Batten

20W, CCT: 3 in 1 (WW/NW/CDL)



Create the right ambience for every mood



3 Colour on toggle of switch



Sleek design for uniform lighting



ROHS compliant



High surge protection with wide voltage range 160V-360 V

MRP: ₹580



Sensor Batten

10W/1000 lm, 20W/2000 lm, CCT: CDL



Power-saving LED lighting



ROHS compliant



Lights up on sensing movement within a 4 mtr radius



Step dimming & time lag

MRP: ₹750



Inverter Batten

10W/1000 lm, 20W/2000 lm, CCT: CDL



Charging time of 8 hrs



Lithium-ion battery for longer life



Short circuit protection and surge protection up to 4 kV



RoHS compliant

Pack size: 20 Pcs

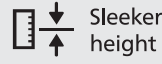
MRP: ₹ 920





StarBright Wide

20W-2000 lm (in 2 ft. length), 40W-4000 lm, 50W-5000 lm, CCT: CDL



Sleeker height



Wide Diffuser



Brighter light



Surge protection up to 4 kV

Pack size: 20 pcs

MRP: ₹750, ₹1080, ₹1200



SlimLine SuperBright

25W-2500, 30W-3000, 36W-3600

CCT: WW/CDL, Light Output: 100 lm/watt



Slim design



Long life with 15000 burning hours



Super bright light output



High surge protection with wide voltage range 160V-360 V

MRP: ₹380, ₹540, ₹660



BlazeLine Compact

15W (2 ft)-2000lm, CCT:CDL



Superior design in PC



Bright light output of 130 lm /watt



Wide operating voltage- 160V-300V
High surge protection- 4 kV



ROHS compliant

MRP: ₹290



AstraLine

5W- 450 lm, 9W- 900 lm, 20W- 2000 lm
CCT: WW/NW/CDL



Bright LED light source
with uniform light output



RoHS
compliant



Surge protection of
2 kV with wide voltage
protection 160-360 V

MRP: ₹280, ₹330, ₹440



SlimLine Elite

20W, 22W, 25W, 30W, 36W, 100lm/W



Sleek &
robust light



Modern
design



Bright light
output



Long life with
15000 burning hours

MRP: ₹250, ₹280, ₹299, ₹330, ₹399



SlimLine Ultra

5W 500lm, 10W 1000 lm, 20W 2000 lm
CCT: WW/NW/CDL



Ultra sleek
body



Long life with
15000 burning hours


MRP: ₹230, ₹230, ₹230






SlimLine Advance

25W 2500 lm, 30W 3000 lm, 36W 3600 lm
CCT: WW/NW/CDL

 Robust aluminum construction for better heat dissipation and longer life

 Wide Operating Voltage- 160-300V
High Surge Protection- 4KV


 ROHS compliant


MRP: ₹590, ₹670, ₹930




Tarang Sleek & Tarang Electronic

36W-2650 lm, 36W- 2450 lm, CCT: CDL

 Elegant slim design

 Robust metal body

 Wide voltage protection (140-270 V) and highest surge protection of 2 kV in the category


MRP: ₹360, ₹440



Stellar Bright TLED 20W

20W-2100 lm, CCT: CDL

 Ideal replacement of conventional batten and tube

 Uniform light output

 ROHS compliant

MRP: ₹350



SlimLine Compact

20W-2000 lm, CCT: CDL



Exclusively designed for kitchens and compact rooms/spaces



Delivers brightness of a standard 4 ft batten in a 2 ft form factor



Robust aluminum construction for better heat dissipation and longer life

MRP: ₹490



Tough and sturdy accessories

Designed and developed to meet the needs of safety at residences and commercial installations, the made-to-last lighting accessories and tipper products from Philips help ensure protection against overload, short circuit and leakage current along with dedicated enclosures. The comprehensive range offers reliable, robust and user-friendly modular devices that make your home and workplace safer to live and operate.



MCB

MCB 1 Pole Curve B 16 A

MCB 1 Pole Curve C 16 A

MCB 2 Pole Curve C 16 A



RoHS
compliant



Energy
efficient



Conforms to
IEC 60898 and
IS : 8828 standards



Trip-free
mechanism



High terminal
capacity



Combination
head captive screws

MRP: ₹238, ₹250, ₹726







Modular Lamp Holder

Modular Lamp Holder B22 Straight/Angular

Colors: Grey/White

 Captive screw

 Pins & terminal - brass

 Lamp Holder - PBT glass filled

 Voltage: 240V AC/~, 50Hz

MRP: ₹110, ₹113, ₹110, ₹113





Deco Lamp Holder


Deco Lamp Holder Angular/Straight

Colors: White/Blue/Pink

 Captive screw

 Superior shape with straight and angular configuration

 Lamp Holder - PBT glass filled


 Shrouded terminals


MRP: ₹66, ₹69




Plug Tops Range

3 Pin Plug 6A

 High heat resistant body

 Nickel plated pins

 Convenient gripping




 Sturdy body with elegant design

MRP: ₹82, ₹122




Solution Boxes

Solution Box-25A Trip starter with Socket,
Solution Box-25A Motor starter without
socket & plug, Solution Box-25A Trip starter
without socket & plug





-  Dual Shutter Technology and One Pin Non-entry
-  Overload protection with high degree of insulation
-  Suitable for air conditioner, microwave oven, mixer grinder

MRP: ₹742, ₹929, ₹1355



RCCB

RCCB Two Pole 25A/30mA,
RCCB Four Pole 25A/30mA

-  Combination head captive screws
-  IP 20 protection with finger-proof terminals
-  High shock resistance
-  Available in 2P & 4P

MRP: ₹2999, ₹3879



Trip Starter

Trip starter 6A, 10A, 16A, 20A -Smart range,
Trip starter 25A, 32A - Active white (N)

-  Compatible with all ranges of Philips modular switches
-  Short circuit breaking capacity-3 KA with IP 20 protection
-  Glossy finish; easy to clean
-  Available in 6A, 10A, 16A, 20A, 25A, 32A power rating

MRP: ₹257





Isolator

Isolator 1/2 Pole 40A



Resistant to shock- 40 mm free fall



IP 20 protection with finger-proof terminals



Energy efficient



Available in 1P, 2P, 3P & 4P

MRP: ₹309, ₹452



Distribution Box

Single Door SPN 4Way, Double Door SPN 4Way



Premium quality powder coating applied to avoid rusting



Level marking for easy flush mounting



Masking sheet provision to avoid cement spillage



Optional wire entry on side walls

MRP: ₹1200, ₹1875



Sumo LED Drivers

Sumo LED 2W-4W, 5W-7W, 8W-10W, 11-15W, 16W-21W,



Isolated design with 2 kV surge protection



Instant flicker-free start/long lasting



Over-voltage protection with wide operating range surviving 320V@48 hours and 350V@2hrs

MRP: ₹120, ₹150, ₹200, ₹250, ₹300



Indoor Constant Voltage Driver

12V with option of 1A, 2A, 3A,5A & 10A



High standards of safety



Reliable, robust and versatile



Short circuit and over voltage protection



Compact size



MRP: ₹295, ₹400, ₹649, ₹799, ₹2000



Outdoor Constant voltage Driver

300W 25A, 12V IP67



High standards of safety



Reliable, robust and versatile



Short circuit and over voltage protection



Compact size



MRP: ₹4000



Switch to elegance

Philips Modular Switches

Glam up your interiors with the impressive range of Philips Modular Switches and make your world even more stylish and sustainable. Made with cutting-edge innovative technology, these switches impress with both, form and function.

Making a statement, these tough and durable switches are sure to add a personality to your home.



Modular Switches



MirrorGlaze

Generic Name: Grid & Cover
6M Mirror Glaze Black



Multiple color/
sparkle options for
superior look



Light weight/
ultra-durability




Easy to
clean



Great strength
due to honeycomb
ribs construction




MRP: ₹1657





Smart+

Generic Name : Switch 1M-1W
10AX Smart+ Matt Black

-  Blend of glossy and matt finish makes it premium
-  Light weight/ ultra-durability
-  Great strength due to honeycomb ribs construction




MRP: ₹138




Smart

Grid and Cover

Generic Name: Switch 1M-1W
10AX Smart-White





-  Premium glossy finish easy to clean
-  Triple protection technology
-  Great strength due to honeycomb ribs construction

MRP: ₹135



DurroEco Range

Generic Name : Switch
1M 1Way 10AX DurroEco

-  Brass terminals and contacts for longer life
-  Triple protection technology
-  Shrouded terminals with captive screws
-  Softer sound with premium feel

Colors available: Coral silver, Chrome, Ebony black, Matt grey colors

MRP: ₹49



Metallica

Generic Name: Switch 1M 1Way
10AX Metallica



Premium metallic color to enhance decor




Dual shutter and triple protection technology



Innovative front removal and insertion technology



MRP: ₹142



DurroEco Range

Coral Silver



MRP: ₹49

Chrome



MRP: ₹49

Athena Grey



MRP: ₹64

Ebony Black



MRP: ₹64

Brighten up your home

Philips GLS range

With comfortable, soft light for an inviting atmosphere, GLS bulb range from Philips provide high-performing and long-lasting lights. These bulbs are the most sold lamps and comes with the convenience of incandescent fixtures.



GLS



Standard Incandescent

25W, 40W, 60W, 100W, 200W



Softer,
frosted glow



Available in wide range
of shapes and sizes



Warm and
natural light



Instant light
turn on



Affordable

MRP: 25W/40W: ₹18,
60W/100W: ₹20, 200W: ₹40





Softone

40W, 60W, 100W


 Softer, frosted glow


MRP: ₹30, ₹30, ₹30





Lustre Lamp

40W (E14, E27, B22)

 Softer, frosted glow

 Available in E5 with bayonet socket

 Available in clear and soft white bulbs

 Lamp type: Spiral

MRP: Clear: ₹ 40, Soft White: ₹ 40



Candle

25W, 40W, Base cap: B22 & E14
25W Clear E27, 25W Pearl Candle

 Softer, frosted glow

MRP: ₹40, ₹40



Decoration Colored Lamp

10W (Frosted), 15W (Clear, Red, Green,
Yellow, Blue and Orange)



Applications: Festive lighting,
pooja room, night lamp



Softer,
frosted glow

MRP: ₹20



A B Pal Electricals (P) Limited

Regd. Office: 1826, Bhagirath Palace, Chandni Chowk, Delhi-110006, India
Tel.: +91-11-43-111-333, 2386-5954, 3622, 4081, 8081, **Mob.:** +91-98914-98555
E-Mail: contact@abpal.com, **Website:** www.abpal.com

